


SECURE ADMIN OR VERI ADMIN ENCODED ICLASS CARDS TO WORK WITH MORPHO MANAGER



TO WORK WITH SIGMA ICLASS/SIGMA ICLASS/LITE

SCENARIO

You have some Legacy readers, a 2G/3G IClass V-Station Or 4G Iclass and now you need to use the cards that were encoded with MorphoManager and the Sigma Iclass series

ACRONYMS

UP=USER POLICY

UAM=USER AUTHENTICATION MODE

BDP=BIOMETRIC DEVICE PROFILE

MM=MORPHO MANAGER

ACP=ACCESS CONTROL PANEL

CSN=CARD SERIAL NUMBER

MORPHOMANAGER DEFAULT LOG IN

USERNAME-ADMINISTRATOR

PASSWORD-PASSWORD

ADD THE DEVICE AS THE EXAMPLE BELOW

- Operator
- Key Policy
- Biometric Device Profile
- Biometric Device**

Enter the details for this Biometric Device

Name: Sigma Iclass

Description:

Location:

Asset ID:

Export Value:

Time Zone: (UTC-08:00) Pacific Time (US & Canada)

Hardware Family: MA Sigma, MA Sigma Lite, MA Sigma Lite+, MA Sigma Extreme, MA Sigma VP

Serial Number:

Hostname\IP Address: 192.168.1.10

Port: 11010

Biometric Device Profile: Default

Include in Time & Attendance Exports:

Change User Onsite / Offsite Status:

Onsite Key: No Key

Offsite Key: No Key



Finish

BIOMETRIC DEVICE PROFILE



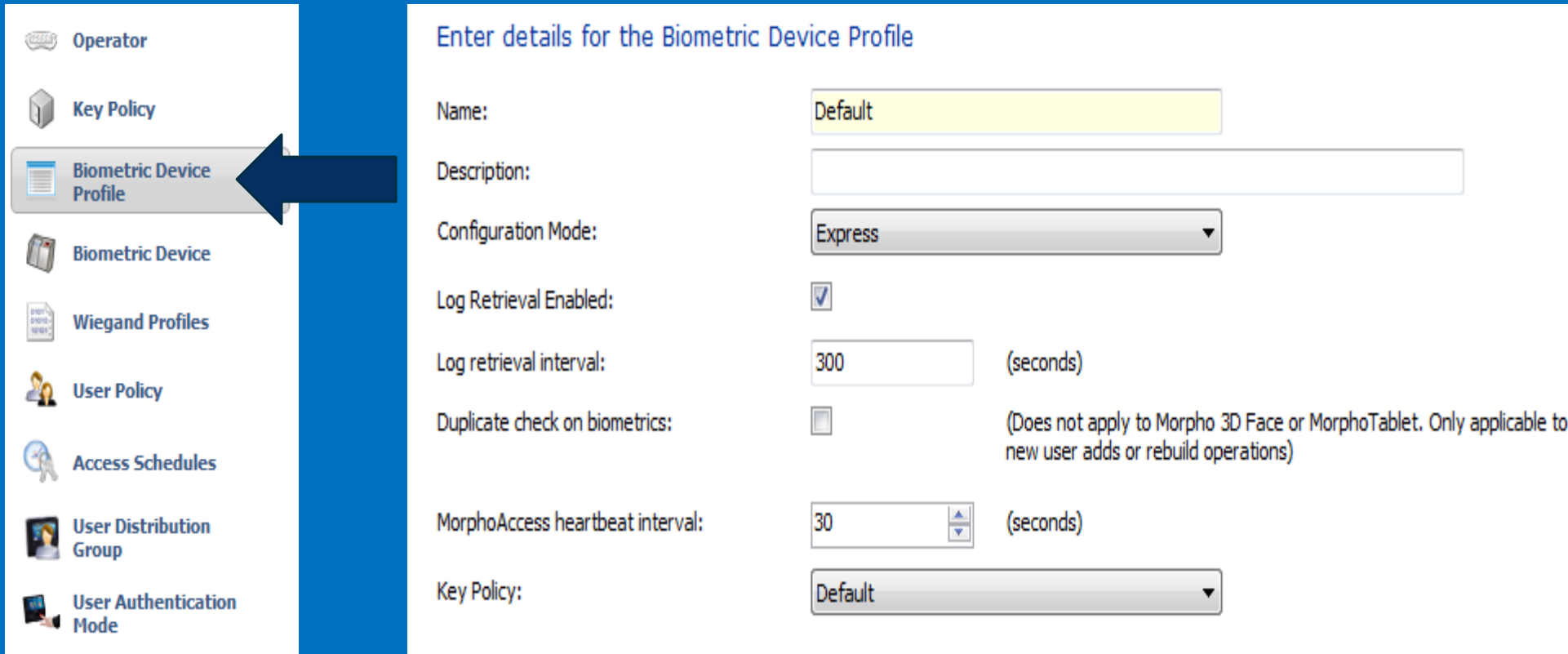
Biometric Device
Profile

Path Administration>Biometric Device Profile

The Biometric Device Profile will define common settings and parameters for one or more biometric devices. This profile can be applied when adding units into the system from the Biometric Device section of Administration

BIOMETRIC DEVICE PROFILE

CREATE OR EDIT THE BIOMETRIC DEVICE PROFILE



Operator

Key Policy

Biometric Device Profile

Biometric Device

Wiegand Profiles

User Policy

Access Schedules

User Distribution Group

User Authentication Mode

Enter details for the Biometric Device Profile

Name: Default

Description:

Configuration Mode: Express

Log Retrieval Enabled:

Log retrieval interval: 300 (seconds)

Duplicate check on biometrics: (Does not apply to Morpho 3D Face or MorphoTablet. Only applicable to new user adds or rebuild operations)

MorphoAccess heartbeat interval: 30 (seconds)

Key Policy: Default



BIOMETRIC DEVICE PROFILE

Biometric Device Settings

General Settings

Wiegand Profile: Standard 26 bit

Language: English

Realtime logging enabled:

Biometric Threshold Settings

Biometric Threshold: Recommended


MorphoAccess Vein Print Mode: Universal Fast

MorphoAccess Fingerprint Threshold: 3

Morpho 3D Face Identification Threshold: Medium

Morpho 3D Face Verification Threshold: Low



Next 

THE WIEGAND PROFILE MUST BE SET TO YOUR CONTROL PANEL REQUIREMENTS

BIOMETRIC DEVICE PROFILE

Multi-Factor Mode Settings

Multi-Factor Mode: ←

Contactless Smart Card Mode: ←

Morpho 3D Face Multi-Factor Mode

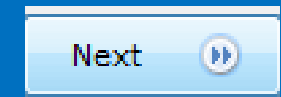
Mode:

MA 100, MA J, MA 500, MA VP Multi-Factor Mode

Mode:

MA Sigma, MA Sigma Lite, MA Sigma Lite+, MA Sigma Extreme, MA VP MD and MorphoWave Multi-Factor Modes

Biometric:	<input type="checkbox"/>	Mifare Classic:	<input type="checkbox"/>
Proximity Card:	<input type="checkbox"/>	Mifare DESFire 3DES:	<input type="checkbox"/>
Wiegand In:	<input type="checkbox"/>	Mifare DESFire AES:	<input type="checkbox"/>
Clock and Data In:	<input type="checkbox"/>	Keypad:	<input type="checkbox"/>
HID iClass:	<input checked="" type="checkbox"/>		
HID iClass SEOS:	<input type="checkbox"/>		



**CLICK NEXT TILL
YOU TO THE PAGE
SHOWN**

SET THE MULTI-FACTOR MODE SETTINGS AS EXACTLY AS SHOWN

BIOMETRIC DEVICE PROFILE

MA Sigma, MA Sigma Lite, MA Sigma Lite+, MA Sigma Extreme, MA VP MD, MorphoWave Settings

SecureAdmin Cards

Allow SecureAdmin Cards



User Control Configurations

Enable Finger Authentication Rule



Access Schedules

Enable Access Schedules

SET THIS SETTINGS AS EXACTLY AS SHOWN



Finish



KEY POLICY



Path Administration>Key Policy

This section allows the setting of Contactless Card keys and whether they are stored in an encrypted or unencrypted format.

KEY POLICY

Operator

Key Policy

Biometric Device Profile

Enter details for the Key Policy

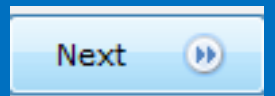
Name:

Description:

Security Mode:

Requires password for management: Enabling this feature will require the end-user to enter a password to modify key policy settings set beyond this page. This feature is enabled and mandatory for the Extreme Security Mode.

EDIT KEY POLICY



CLICK NEXT TILL YOU GET TO BIOSCRYPT 4G SITE KEY PAGE

KEY POLICY

Bioscrypt 4G Site Keys

You can allow smart cards (MiFARE / iClass) encoded with SecureAdmin or SecureAdmin Lite to be read by the Site Key file generated by SecureAdmin or SecureAdmin Lite.

	<input type="button" value="Set / Change"/>	ASCII
Primary site key:	<input type="text" value="Key not set"/>	
	<input type="button" value="Set / Change"/>	ASCII
Secondary site key:	<input type="text" value="Key not set"/>	
	<input type="button" value="Import from file"/>	
<input type="checkbox"/>	ESI site key encryption	
DESFire AID:	<input type="text" value="15656448"/>	
DESFire FID:	<input type="text" value="0"/>	
iClass Page Offset:	<input type="text" value="19"/>	
iClass Book Number:	<input type="text" value="0"/>	
iClass Page Layout:	<input type="text" value="8421418"/>	
MiFare Kb Number:	<input type="text" value="4"/>	
MiFare Key Policy:	<input type="text" value="Try to read card first with Key A then Key B"/>	

SETTINGS IN BIOSCRYPT 4G SITE KEY PAGE

KEY POLICY

Bioscrypt 4G Site Keys

You can allow smart cards (MIFARE / iClass) encoded with SecureAdmin or SecureAdmin Lite to be read Site Key file generated by SecureAdmin or SecureAdmin Lite.

Primary site key: ASCII

Secondary site key: ASCII


ESI site key encryption

CHECK ESI SITE KEY ENCRYPTION, BY DEFAULT VERI ADMIN AND SECURE ADMIN HAD THIS CHECK, THIS SHOULD BE CONFIRMED BY SYSTEM INTEGRATOR

KEY POLICY

Bioscrypt 4G Site Keys

You can allow smart cards (MIFARE / iClass) encoded with SecureAdmin or SecureAdmin Lite to be read Site Key file generated by SecureAdmin or SecureAdmin Lite.

 ASCII

Primary site key:

ASCII


Secondary site key:

ESI site key encryption

IF A SITE KEY WAS USED PREVIOUSLY PUT THAT INFORMATION WHERE IS SAYS SET/CHANGE.

**THERE IS NO WAY TO RETRIEVED SITE KEY INFORMATION.
IF NO SITE KEY WAS USED LEAVE THIS AS IS**





IMPORTANT

**READER NEEDS TO BE REBOOTED TO COMPLETE
CONFIGURATION**

WEBSITE

Please visit our website,
service.morphotrak.com for
software, firmware, videos and
PDF'S